

PREPARING YOUR CHILD FOR PRIMARY 1

Briefing by VP/ Mrs Ruth Tai



Ministry of Education
SINGAPORE



WESTWOOD
PRIMARY SCHOOL

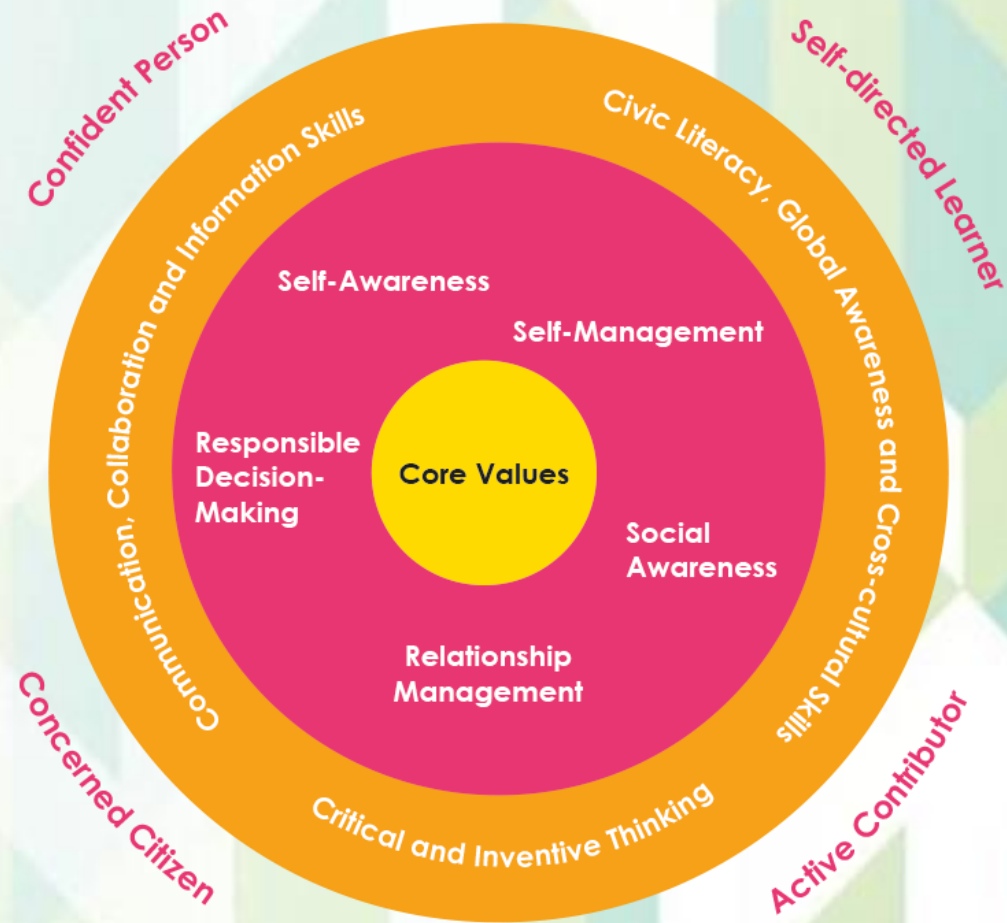
AIMS OF PRIMARY EDUCATION

- Lay a strong foundation
- Nurture well-rounded individuals and passionate lifelong learners
- Prepare the child for the future



WE WANT OUR CHILDREN TO BE

- **Confident**
- **Self-directed learners**
- **Active contributors**
- **Concerned citizens**



THE WESTWOOD MISSION

Nurturing Flourishing Individuals through Positive Education

THRIVE Focus Areas for POSITIVE Education

- THINK MINDFULLY**: Helping pupils develop mindful habits
- HEALTHY COPING**: Developing resilient pupils
- RELATING WELL**: Building strong communities
- IN THE MOMENT**: Creating an innovative, engaging curriculum
- VALUES-DRIVEN ACTIONS**: Empowering pupils with purpose and meaning
- EMOTIONS OF POSITIVITY**: Nurturing happy, appreciative children

I am a Self-Directed Learner	I am a Trustworthy Friend	I am a Confident Person	I am a Compassionate Leader	I am a Positive Person	Pupil Outcomes
I stop and think before doing anything.	I treat everyone with courtesy and respect.	I can remain focused on a task.	I take the initiative to help others.	I thank everyone who has helped me.	Pupil Attributes
I keep trying.	I help my family, teachers and friends.	I contribute my ideas and thoughts in discussions.	I step forward to lead my friends	I am contented with and grateful for what I have.	
I set out to learn something new every day.	I work well with others.	I am keen to explore new ideas or ways of doing things.	I take care of my environment.	I recognise and appreciate others' contributions.	
I admit my mistakes and learn from them.	I can be trusted to do what I said I would do.	I reach my goals despite all challenges.	I use my talents and skills to benefit others.	I encourage my friends to express their gratitude.	
I know that with effort, I can improve.	I do what is best for my team or community.	I am able to learn and adapt in every situation.	I lead and serve with my heart.	I am thankful even when I face challenges.	
I reflect on my weaknesses and work on my strengths to achieve my personal best.					
I will keep learning throughout my life.					
I can manage my thoughts and emotions.					
I will continue to believe in myself even when I face setbacks.					

Resilient Mindset + Passion for Community + Future-Ready Confidence + Passion for Community + Heart of Gratitude = Character Strengths

THE FLOURISHING WESTWOOD PUPIL

Westwood Primary aims to nurture Flourishing Pupils through its **THRIVE** Framework for Positive Education. Ultimately, we hope for every pupil to be happy, resilient and engaged. We want pupils to find meaning and joy in learning, as well as in relating with their friends and contributing to the community.



WESTWOOD
PRIMARY SCHOOL

WHAT IS IT LIKE IN SCHOOL?

- Strengthening efforts to nurture well-rounded individuals
- Moving away from over-emphasis on grades



Positive Design
Applied Learning Programme (ALP)



Community Service and Student Leadership
Learning for Life Programme (LLP)

WHAT IS IT LIKE IN SCHOOL?

Subjects taken at P1

1. English Language
2. Mother Tongue Language
3. Mathematics
4. Social Studies
5. Art
6. Music
7. Physical Education
8. Health Education
9. Programme for Active Learning (PAL)



WHAT IS IT LIKE IN SCHOOL?

Holistic Assessment

- Focuses on **building greater confidence** and **nurturing a stronger intrinsic motivation to learn** so as to develop your child's potential
- **No examinations and weighted assessments** at P1 & P2 to ease your child into formal schooling
- Use of **appropriate assessment modes** to provide useful information to support students' learning and holistic development
- **"Bite-sized"** assessments & Use of **"Process Praise"** for feedback
 - E.g.
 - Show-and-tell
 - Journal writing
 - Topical Tests/ Short Quizzes

PREPARING FOR SCHOOL

P1 Reporting and Dismissal Time

	Mon - Thu	Fri
Reporting Time	7.30 am	
Recess	9.15 am – 9.45 am	9.15 am – 9.45 am & 11.15 am – 11.45 am
Dismissal Time	1.15 pm	2. 15 pm

Recess and Lunch-breaks for Primary 1 pupils are combined with Primary 4 pupils.

There is also a P1 with P4 Buddy Programme.



PREPARING FOR SCHOOL

First day of school

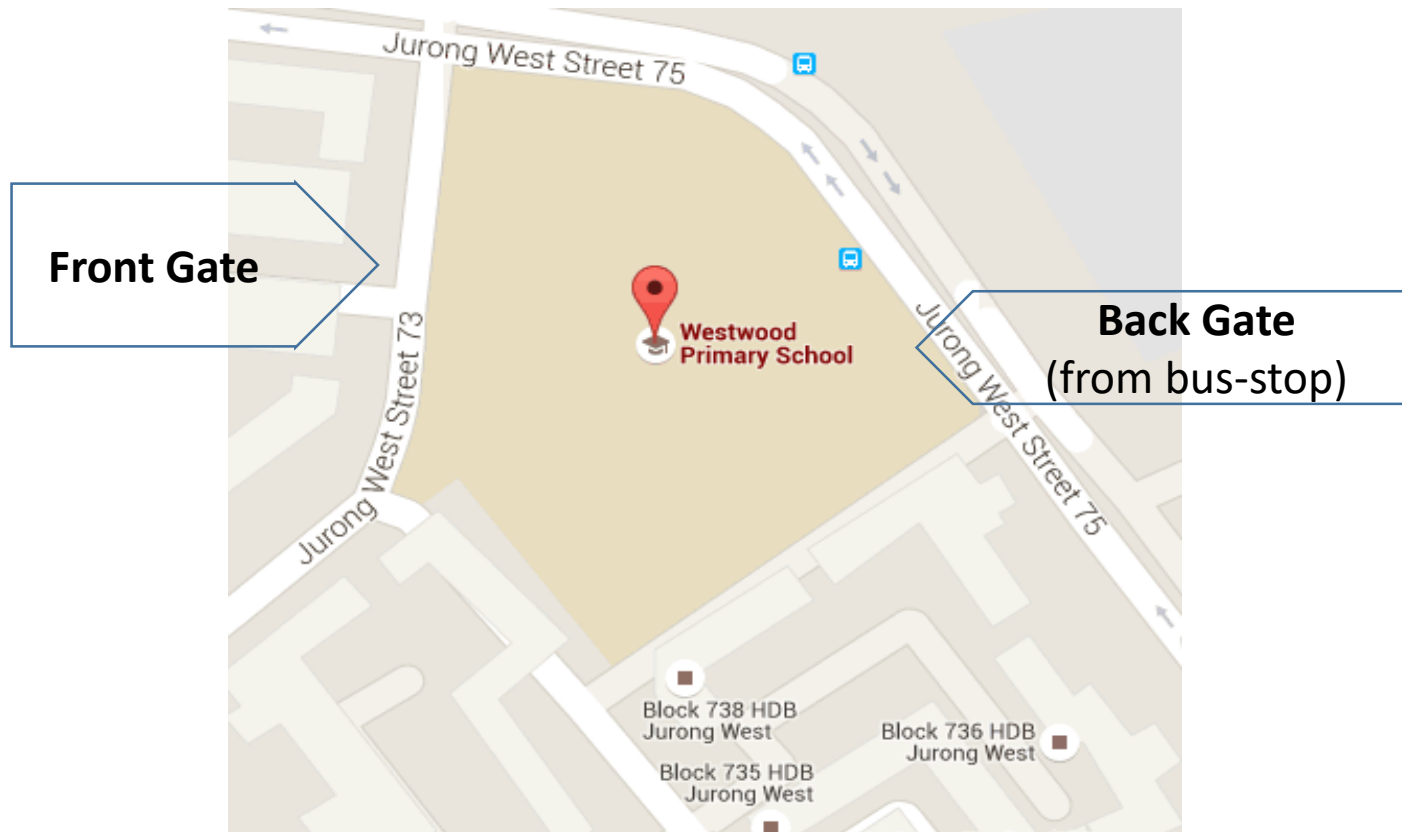
What to pack	What to wear
<ol style="list-style-type: none">1. Pencil case2. Colour pencils3. Health booklet4. 4 coloured files5. Pupil handbook6. Report book7. Water bottle8. Pocket money9. A story book	<ol style="list-style-type: none">1. School uniform2. Black school shoes3. School socks4. Neat hair (see Pupil handbook)5. Hair accessories (only in black for girls)6. Earrings (only small transparent/gold/silver studs for girls)7. Pupil name tags sewn above school crest (Week 3 onwards)



Please ensure your child's items are **all labelled** with their **name and class** for easy identification.

PREPARING FOR SCHOOL

Assembly and Dismissal Arrangements



PREPARING FOR SCHOOL

Assembly and Dismissal Arrangements

Day	Dismissal Times
Mon - Thu	1.15pm
Fridays	2.15pm

- If you are not able to pick up your child during dismissal, please send another adult to do so, whom your child is familiar with. The teachers will not release your child if nobody comes to pick up your child.
- You should also tell your child of this alternative arrangement on the day concerned. A 'password' system is another safety precaution.

PREPARING FOR SCHOOL

Assembly and Dismissal Arrangements

- If you have arranged for your child to go home
 - by school bus or
 - to be picked up by guardians or
 - to be picked up by After School Student Care officer from Pro-Teach or a separate Student Care Centre

we will liaise with their guardian/ the service providers to ensure that your child is fetched by them as his/her safety is important.

- For the safety and well-being of all our pupils **during dismissal, please note that visitors and vehicular movement into the school will not be allowed.**
- In consideration of pupil safety, parents are advised not to enter the school during recess and at dismissal.

PREPARING FOR SCHOOL

Assembly and Dismissal Arrangements

Level	Siblings	Dismissal Criteria	Exceptions
Primary 1, 2 and 3	No older siblings	Parents to pick up from school.	Nil
Primary 1, 2 and 3	With older siblings	P1, P2 and P3 pupils will be matched with P4 and P5 siblings. P4 and P5 siblings will lead the pupils out to the respective school gate. Parents can wait outside the respective school gates to pick up your child/children.	If P4 and P5 siblings are involved in an after-school programme, <u>parents will have to come into the school to pick up</u> your respective P1, P2 and P3 child/children during dismissal time.

- If you have arranged for your child to go home with an older P4 or P5 sibling, the school has arranged for older and younger siblings to assemble at designated assembly points before leaving the school via the front or back gate respectively.
(Note: P3 older siblings are not allowed to escort their younger siblings home).

PREPARING FOR SCHOOL

Recess Arrangements

- Parents of P1 pupils are allowed to enter the school for the first two days of school.
- Teacher buddies and P4 Peer Buddies will be assigned to your child to show him/her the way to buy food, receive the change, where to sit and where the toilets are, etc.
- Please ensure that your child has sufficient pocket money (at most \$2). If not, provide packed food for them.
- Please remain outside the cordoned area at all times. This is to prevent overcrowding and to ensure your child is given an opportunity to be independent.

PREPARING FOR SCHOOL

Communication with Teachers

- Communication Platforms:
 - ✓ Pupil Handbook, Email, Phone calls, Face-to-Face Meeting
- If you need to talk to your child's P1 teachers during school operation hours, call the school and/or leave your message with the office staff. Your child's teacher will return your call or message.
- Alternatively, you may make arrangements to meet the teachers at an appointed time.
- Please do check with the teachers the best way to contact them.



PREPARING FOR SCHOOL


Safety and Security Reminders

- Parents should not drop off/pick up their children during peak hours along Jurong West St 73. Parents should not park or wait along Jurong West St 73 as it affects traffic flow and more importantly, it is a traffic offence.
- We seek your kind understanding that to safeguard our pupils' safety and security, **“No parking is allowed in the school premises at all times”**. Parents are advised to park their vehicles at the HDB carpark in the vicinity.
- Please note that during morning peak hours, all vehicles exiting Westwood Primary will **only be allowed to turn left at the exit**. This is an additional safety measure due to the narrowness of the lane in front of the school, as well as the increased traffic as more pupils join the school.

PREPARING FOR SCHOOL

- Getting Ready for Induction
 - the first two days of school (2 & 3 January)

 WESTWOOD PRIMARY SCHOOL	WESTWOOD PRIMARY SCHOOL	
	_____ (NAME)	
	1 Confidence	
	_____ (CLASS)	
FRONT GATE/ BACK GATE	BUS NO.	 PRO-TEACH



PREPARING FOR SCHOOL

Induction (2 & 3 January 2020)

- **Reporting to School Hall**

For the first two days of school opening, on 2 and 3 January (Thursday & Friday), parents may bring their children up to the staircase leading to the school hall.

- **Parents are allowed to accompany their children into the school premises in the morning only on these two days.**

- **Recess**

Parents are allowed to stay at designated areas on 2 and 3 January to observe your child during the P1 recess which commences at 9.15am.

Induction Day 1 (Thursday, 2 Jan 2020)

Time	Item
7.45 am – 8.00 am	Principal's Welcome
8.00 am – 9.00 am	Parenting Talk: Preparing your Child for Transition into Primary School
9.00 am – 9.15 am	Transition to Canteen
9.15 am – 9.45 am	Recess Observation
9.45 am – 10.10 am	Tea Break
10.10 am – 10.30 am	Nurturing the Flourishing Westwood Pupil
10.30 am – 10.50 am	Developing our Children's Literacy Skills through the English Language Curriculum
10.50 am – 11.10 am	Developing our Children's Mathematical Skills
11.10 am – 11.20 am	Briefing on Pupil Dismissal Procedures
11.20 am	End of Programme *Parents can return to the school at 1pm to await your child at the designated dismissal point.

Induction Day 2 (Friday, 3 Jan 2020)

Time	Item
7.50 am – 8.15 am	Developing Healthy, Resilient Children through Holistic Health Programmes
8.15 am – 8.40 am	Engaging our Learners through ICT and Innovation Nurturing our Children's Talents and Love of the Arts
8.40 am – 9.00 am	Cultivating a Love for Mother Tongue
9.15 am – 9.45 am	Recess Observation
9.45 am	End of Programme *Parents can <u>return to the school at 1pm</u> to wait and pick up your child at the designated dismissal point.

HOW CAN I PREPARE MY CHILD FOR PRIMARY 1?

- Relating to others
- Developing good habits
- Nurturing positive learning attitudes
- Creating a conducive learning environment at home



RELATING TO OTHERS

Build your child's interpersonal skills by:

- Modelling the use of friendly and polite phrases
 - “Hello! My name is... what is your name?”
 - “May I please...”
- Providing opportunities for your child to share and take turns during playtime with other children.
- Teaching them coping mechanisms (e.g. deep breaths, quiet corner, stop-think-do) to enable them to manage their emotions.



DEVELOPING GOOD HABITS

Routines help children learn to manage themselves.

Guide your child to do the following independently:

- Keep to a regular bedtime
- Make healthy food choices
- Pack their bag
- Dress themselves
- Buying food at the canteen

Before I leave the house, I should...

What is the order of these activities?

Let's Buy Food

Your child will need to buy food at the school canteen. Practising this at home will help your child feel more confident during recess.

Try out this dialogue, with you and your child switching roles. You may wish to take on the "student" role first, to role-model the interaction.

Use real money to play it out.

FOODSTALL

chicken rice	fishball noodles	chicken burger
\$1	\$0.70	\$1
fruit	packet Milo	sandwich
\$0.40	\$0.70	\$0.50

Make sure to collect the right change!

Remember to eat your fruit - it's full of nutrients and tastes good!

24

25

NURTURING POSITIVE LEARNING ATTITUDES

Developing the right learning attitude in your child will help them to transit smoothly into the learning routines in primary school.

You can encourage your child to:

- Ask questions about their experiences and the world around them.
- Express their thoughts and feelings about and discuss what can be done if they have worries.
- Practice life skills independently (e.g. buy food and drink on their own, ask for permission etc).



CREATING A CONDUCTIVE LEARNING ENVIRONMENT AT HOME

Set up a conducive home environment so that your child can learn both at home and in school:

- Encourage your child to learn English and their Mother Tongue, through picture books, language games or songs.
- Set aside space in your home where your child can read and finish their homework.



SCHOOL-HOME PARTNERSHIP

Join the Parent Support Group (PSG)!

- The PSG consists of a group of dedicated parents who partner the school to support fellow parents in nurturing their children.
- It is the platform for parents to network, share, learn and support each other in this parenting journey.
- Some of the initiatives of the PSG include:
 - Organise bonding activities to build parent-child relationships
 - Participate actively in school events/ programmes



Our wonderful Pioneer Parents, who have never failed to lend their support and talents to school activities.

SCHOOL-HOME PARTNERSHIP

Communicating with your child's teacher

- Have regular conversations with teachers in both academic and non-academic areas — this will help you better guide your child's development.
- Ask the teacher for the best way and time to contact them.

Help your child succeed in life

Our children do best when schools and parents work hand in hand to support them. Here are some tips to make this happen...

Work with the school to know and support your child

- Have regular conversations with teachers in both academic and non-academic areas - this will help you better guide your child's development.
- Check the teachers' preferred mode of communication - they are not required to share their mobile numbers.
- Understand that teachers may not be able to respond to your queries immediately.

Help your child relate to others

- Work with the teachers to help your child respect differences and resolve disagreements amicably.
- Let the school verify the facts in any incident before taking action to ensure a fair, objective outcome for all parties.

Help your child develop good habits

- Create a conducive home environment for your child to enjoy reading and to finish his/her homework by himself/herself.
- Encourage your child to live a healthy, balanced life with time for sleep and play.

Help your child manage himself/herself

- Guide your child in managing his/her time.
- Encourage your child to help out with household chores.

The infographic features a central illustration of a child's path through life, with various scenes of a child reading, playing, and interacting with adults. The path is shaped like a large, stylized letter 'S' or 'C'.

SUPPORT A HEALTHY LIFESTYLE

Ensure your child has:

- Sufficient sleep
- A balanced diet
- Unstructured play
- Outdoor activities in the day



AFFIRM YOUR CHILD

- Recognise small successes
- Praise the process, not the person
- Focus on the efforts, not the outcomes



SPEND TIME CHATTING

- Empathise with your child's emotions and understand his/her needs
- Talk about fond memories of your primary school days
- Ask about your child's thoughts and feelings about school
- Discuss challenges and worries together



WE ARE HERE TO SUPPORT YOU!

MOE website On latest announcements, policies and data	www.moe.gov.sg
Schoolbag.sg Through articles and multimedia content, Schoolbag provide parents and general public with information and insights related to education, tips for parent involvement and features on school programmes.	www.schoolbag.sg
MOE on Facebook	www.facebook.com/moesingapore
MOE on Twitter	www.twitter.com/#!/MOEsg
MOE on YouTube	www.youtube.com/moespore
MOE on Instagram	www.instagram.com/moesingapore

MORE SCHOOL INFORMATION

Bookshop Operator HB Book Centre	Operation Hours: Monday to Friday, 9 am to 2 pm excluding PH & School Holidays. Office contact: 62701060 (9 am to 5 pm, weekdays)
Uniform Supplier / Shoes Supplier / Name Tag My Uniform Shop (Asia) Pte Ltd	My Uniform Shop (Asia) Pte Ltd 209 New Upper Changi Road #03-651 S460209 Office contact: 62766689 [e] myuniformshop@yahoo.com [w] http://www.myuniformshop.com.sg
Student Care Centre Pro-Teach School Care (Westwood)	Office contact: 83508280 [e] proteachwwd@gmail.com [w] www.pro-teach.com
Bus Operator JK59 Transport Pte Ltd	Operating Hours: 9 am to 5.30 pm (Mon to Fri) & 9 am to 1 pm (Sat) Office contact: 6465 5959 [e] transport@jk59.com •Parents to clarify bus transport issues such as cost / bus routes with the supplier at the canteen. •A confirmation sms will be sent to parents on the pick-up time and the child's bus allocation by mid December.

SCHOOL CONTACT DETAILS

Platforms	Details
Address	1 Jurong West St 73 S(649188)
Website	www.westwoodpri.moe.edu.sg
Facebook Page	facebook.com/westwood.primary
Email	westwood_ps@moe.edu.sg
Telephone	6412 1690

THANK YOU!



Primary 1 Orientation 2019

Sharing on preparing your child for Primary school life

Starting Primary 1

- ▶ Life after registration ...
 - Communicate and share experiences
 - Develop a routine
 - Build independence and confidence
 - Practical skills
 - Social and communication skills

Starting Primary 1

- ❑ Communicate and share experiences:
 - Talk with your child on what to expect
 - Use books about various topics
- ❑ Develop a routine:
 - Eg. Bedtime routine, waking up early, homework time, meal times
 - Don't forget playtime and family time
 - Learn to tell the time

Starting Primary 1

- ❑ Build independence and confidence:
 - Recess time!
 - Practice carrying food tray, money sense, paying for own food
 - Dismissal time - transport or pickup arrangements
- ❑ Practical skills:
 - Involve your child when buying school supplies
 - Organising and packing own bag
 - Label everything!
 - Try to have a work space at home



Starting Primary 1

- Social and communication skills
 - Missing preschool friends
 - Overcoming shyness and making new friends
 - Communication from school
 - Importance of taking responsibility for relaying information to you

What to expect on the first day

- ❑ Being there on the first/second day of school
- ❑ Get up early, have a good and relaxed breakfast
- ❑ Packed recess box if you think your child is not ready to buy food
- ❑ Be prepared for any unforeseen situations
- ❑ Words of encouragement is a **MUST!**

Every parent, a supportive partner

- ❑ Consider joining the school's Parent Support Group (PSG) or volunteer for school events and activities
- ❑ Being involved keeps you updated
- ❑ Provides you and your child with opportunities to share experiences and conversations about school life
- ❑ Support from other parents



WESTWOOD
PRIMARY SCHOOL

Thank You!

inspiring a future-ready, anchor-steady community that flourishes and thrives